

Custom RAD Extensibility Transaction Screens

Oracle Banking Payments Cloud Service

Release 14.7.4.0.0

June 2024



Contents

1	Preface.....	3
2	Approach.....	4

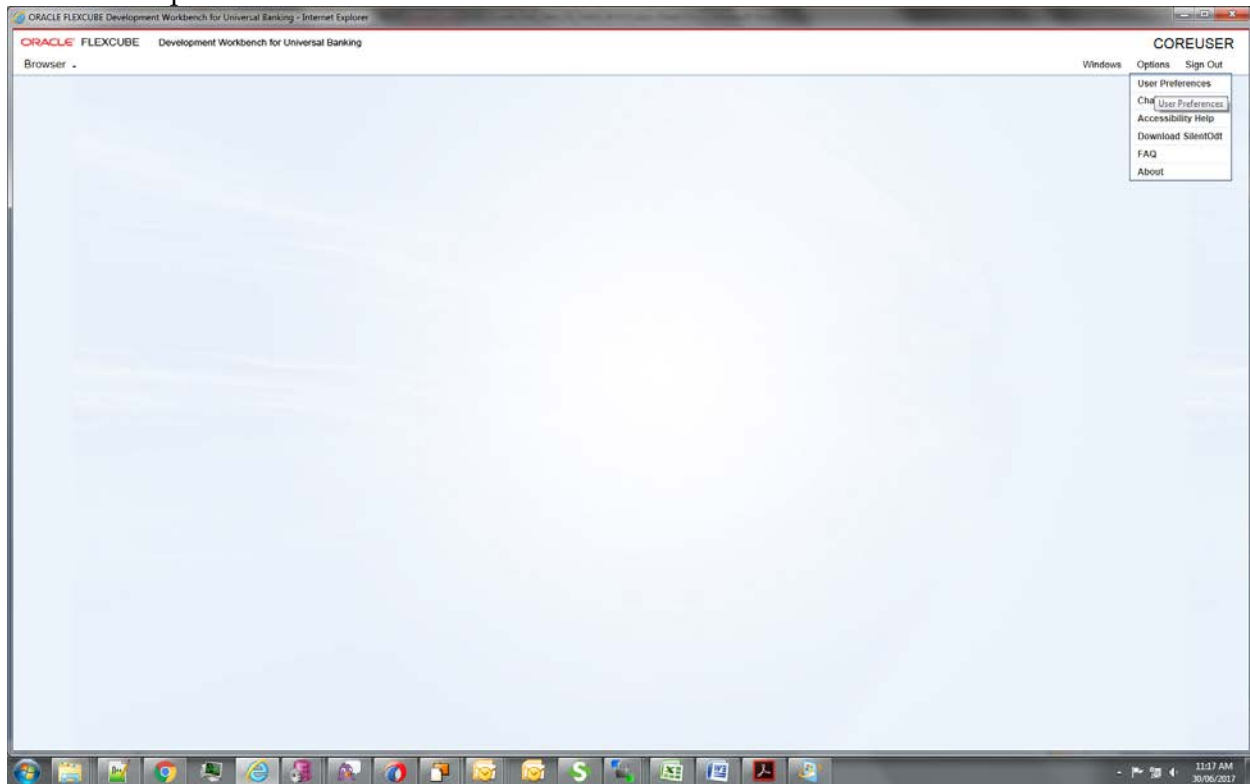
1 Preface

This document is a step by step guide to demonstrate how to make additions to existing Transaction screens/function Ids.

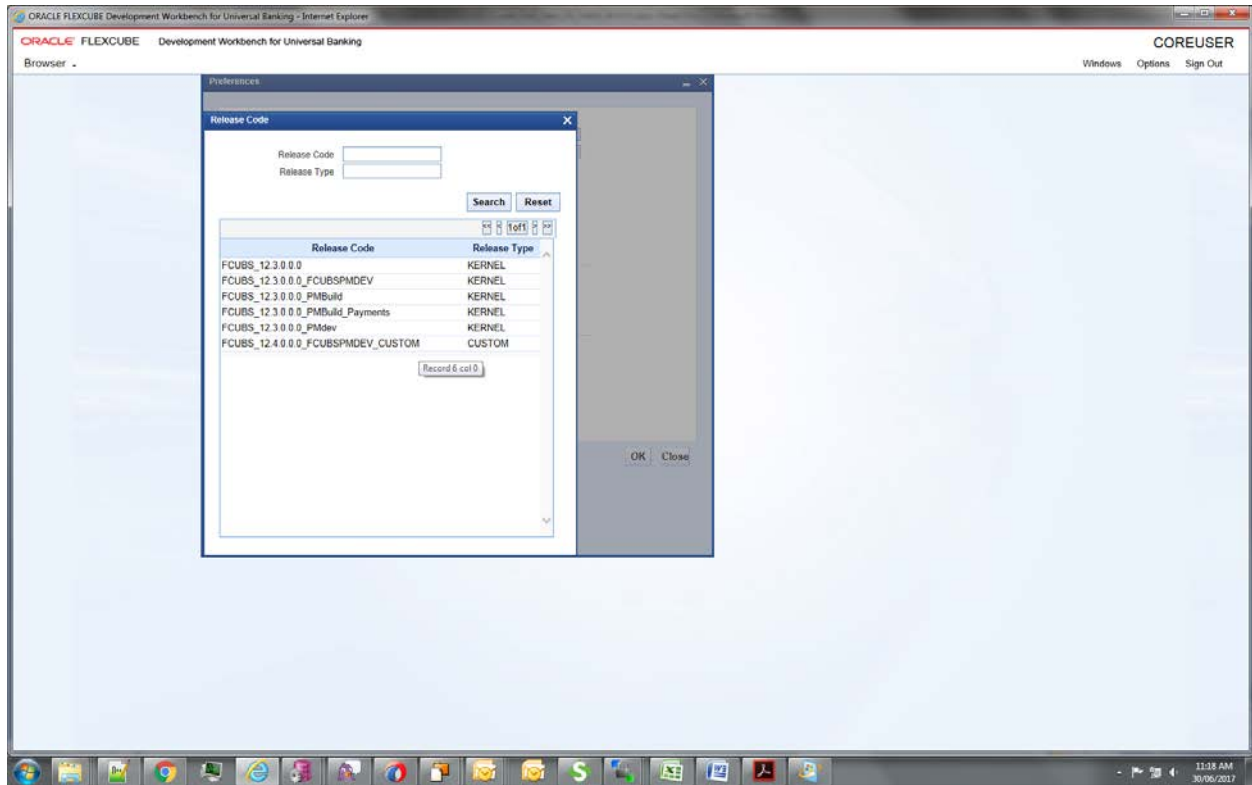
2 Approach

For demo purpose, we will be taking a transaction screen: PWDOTONL (Fedwire outgoing Transaction screen). We will create a demo table, add it to the RAD with 3 fields and then Save/query the record.

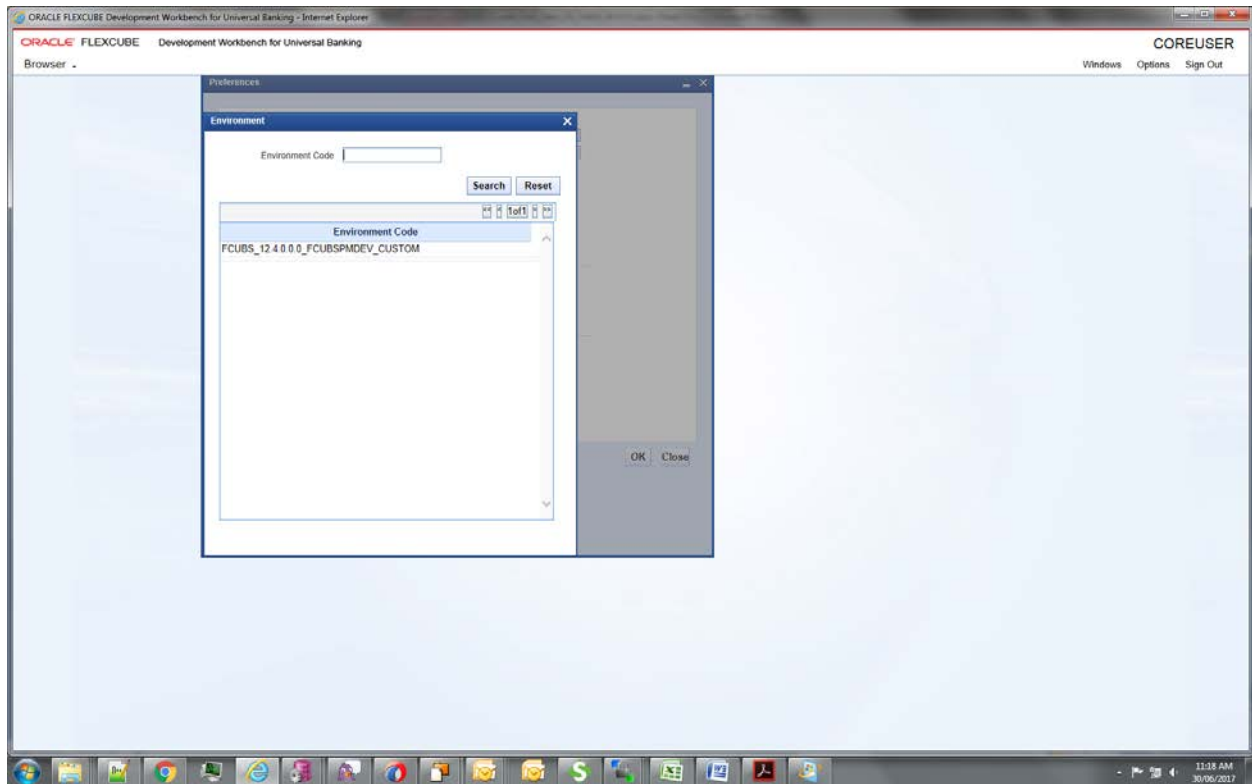
Select Options -> User Preferences



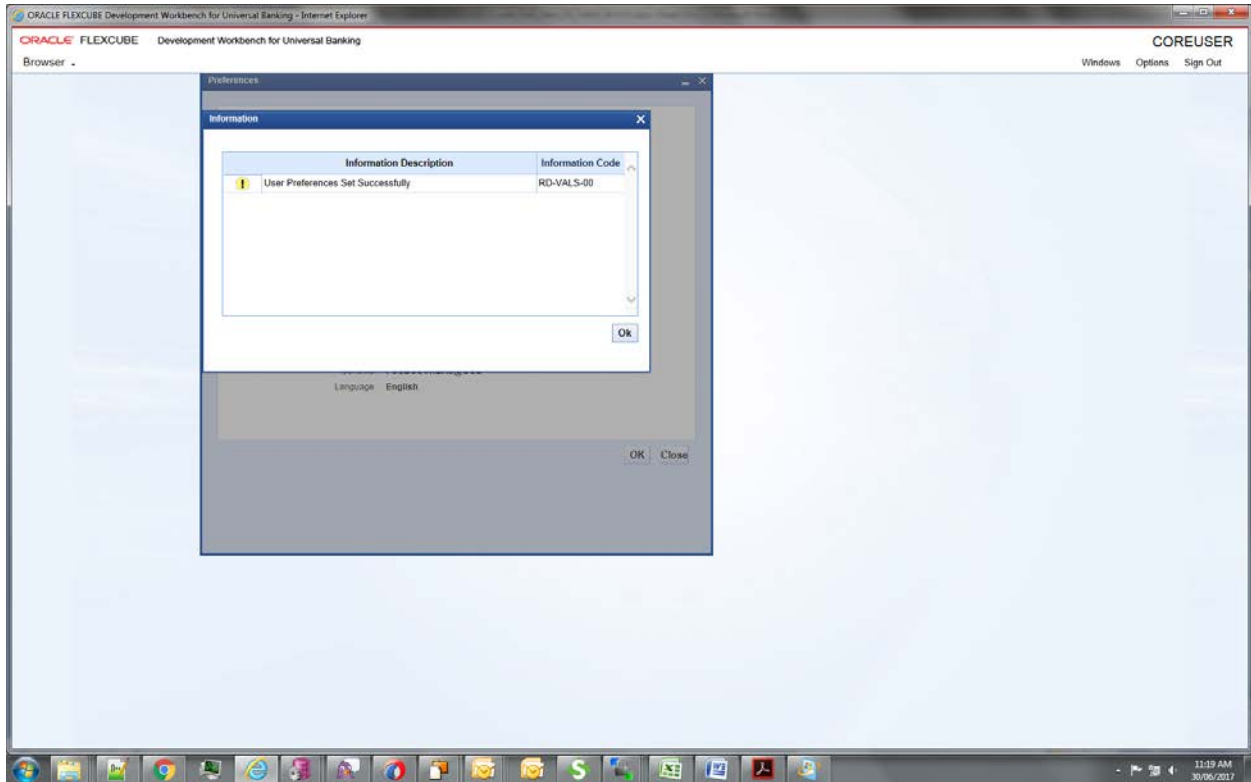
Select the Custom release



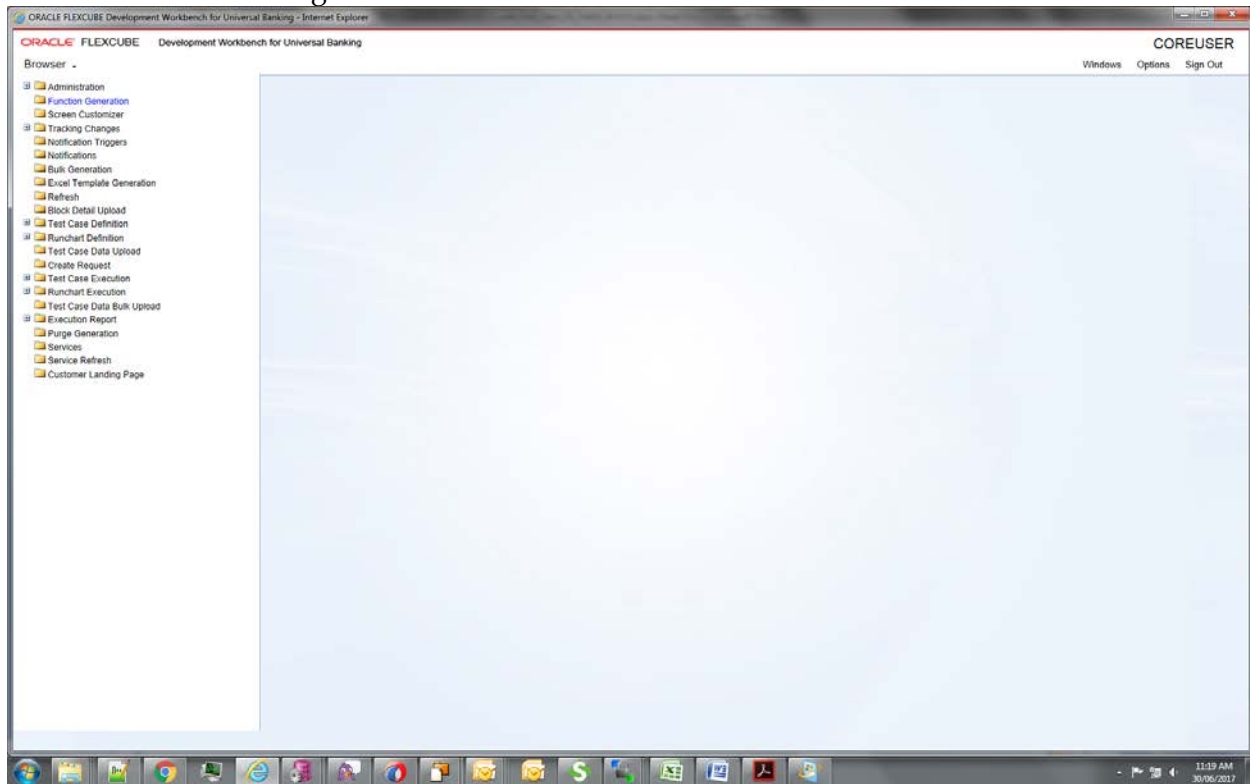
Select the environment



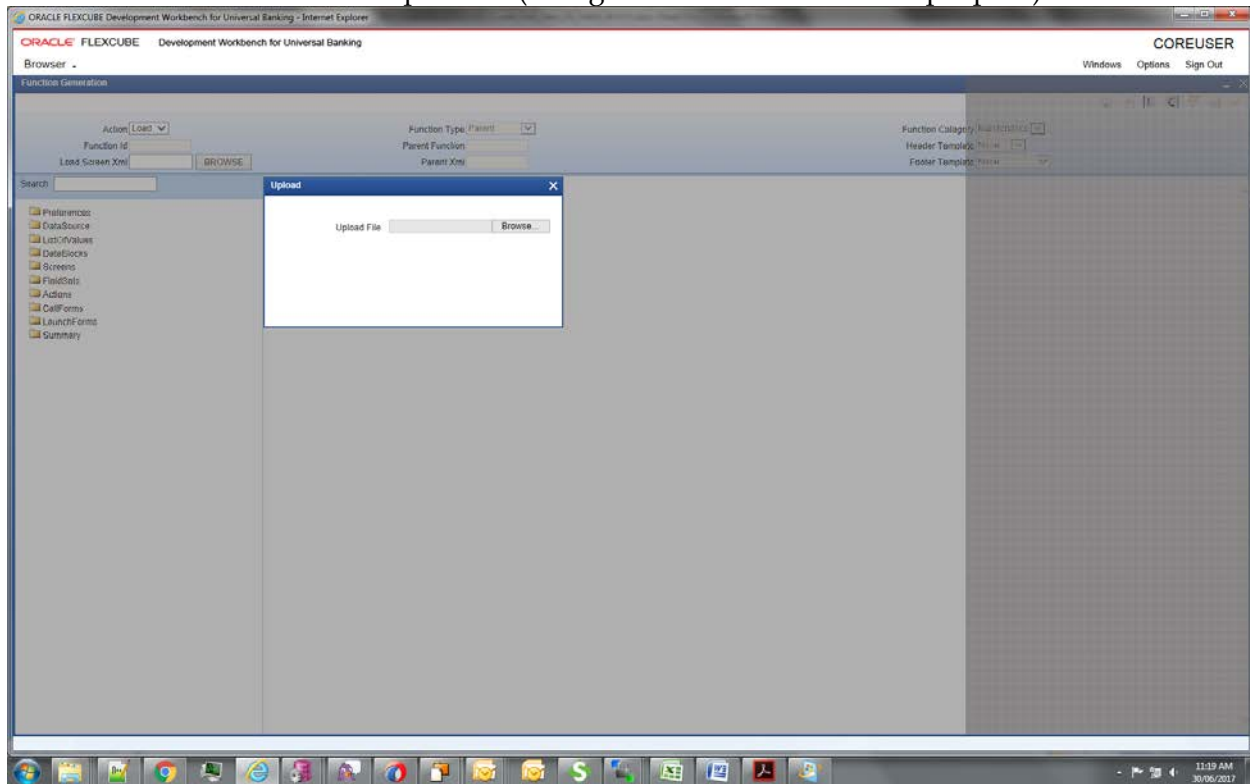
And then click ok



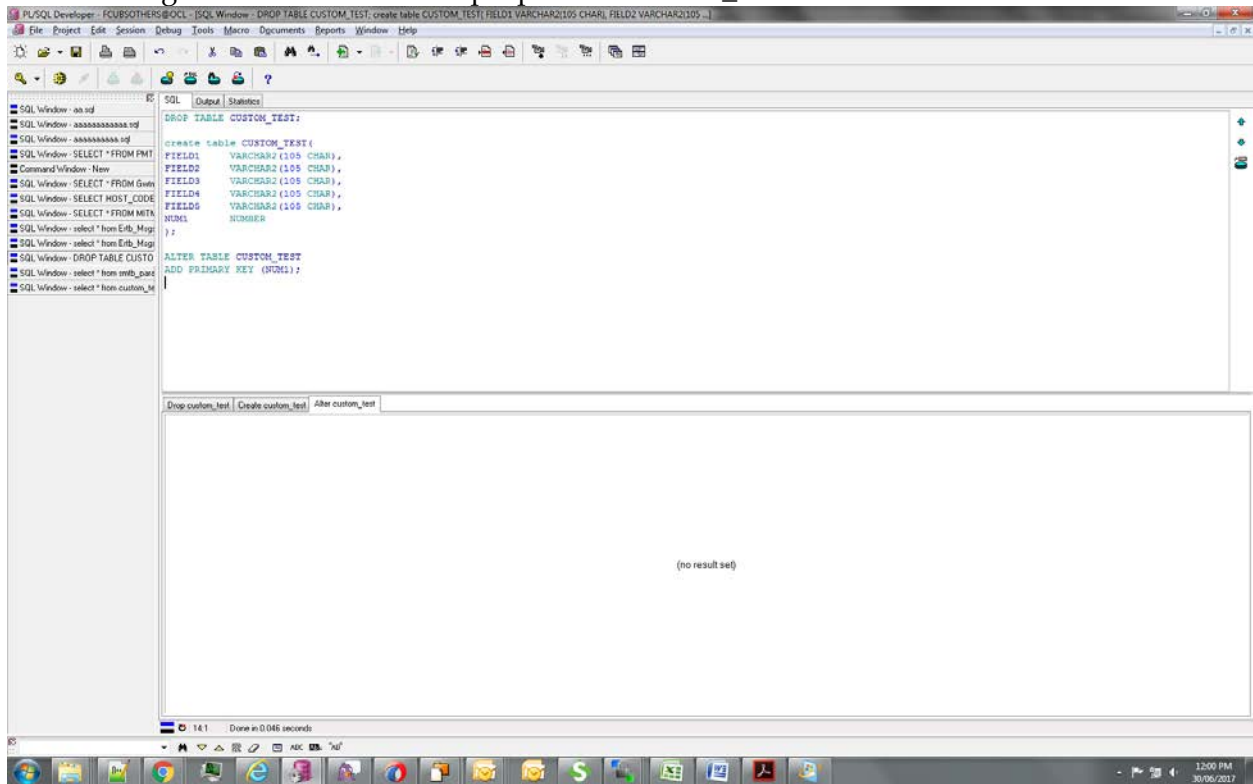
Select the function generation



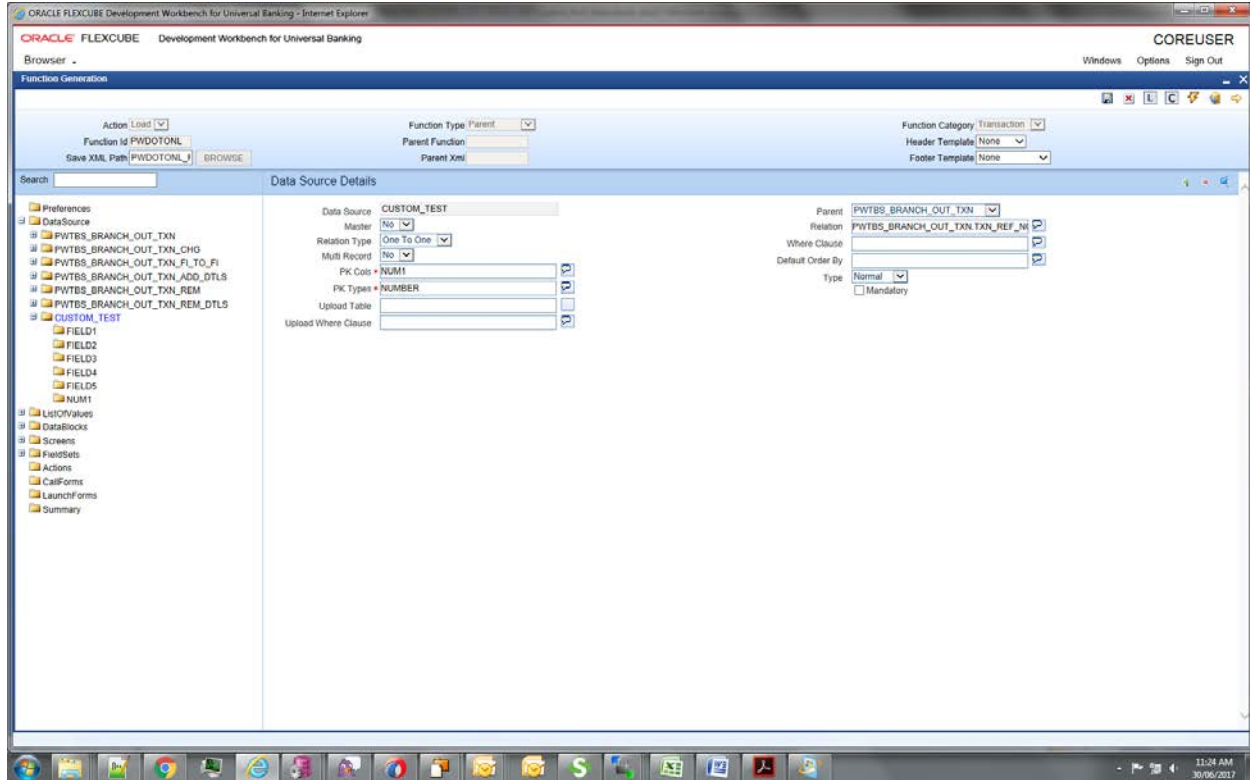
Select the RAD file to be uploaded (Using PWDOTONL for Demo purpose)



Creating a new table for Demo purpose- CUSTOM_TEST:



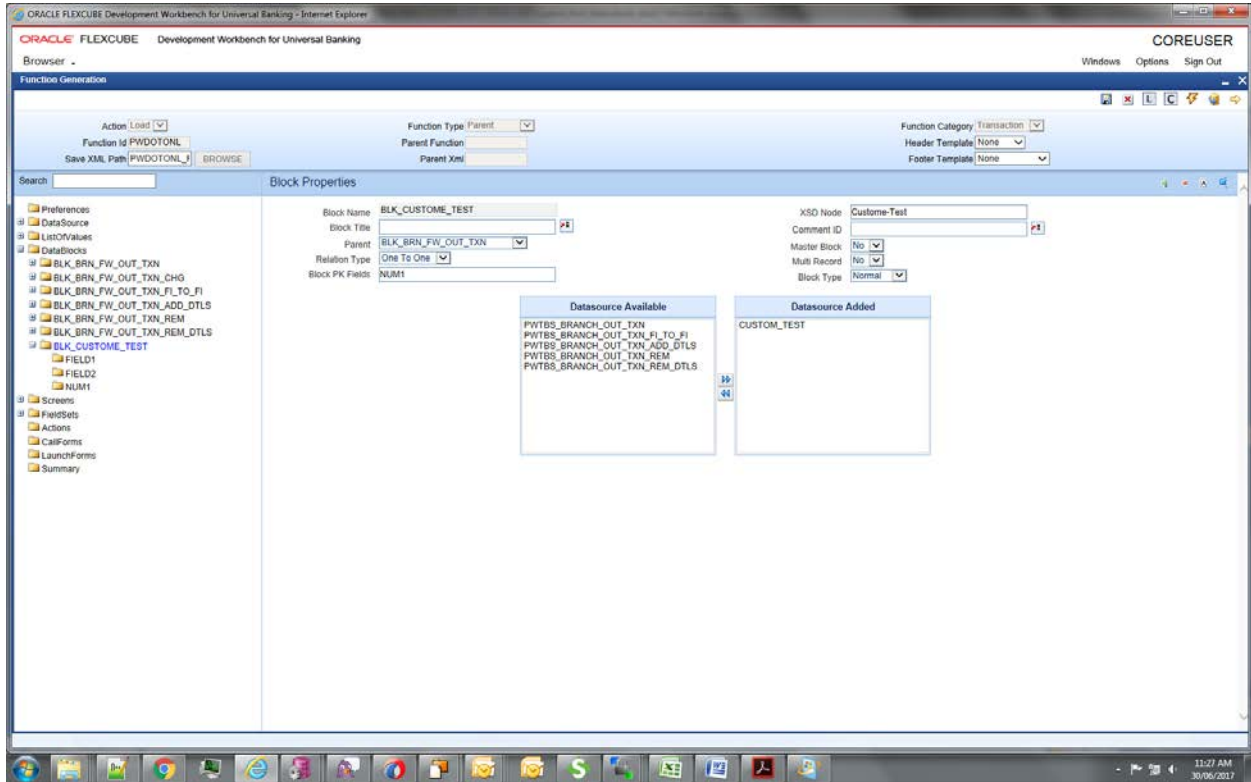
Added a new data source in the data source list and added fields for it. New table name CUSTOM_TEST



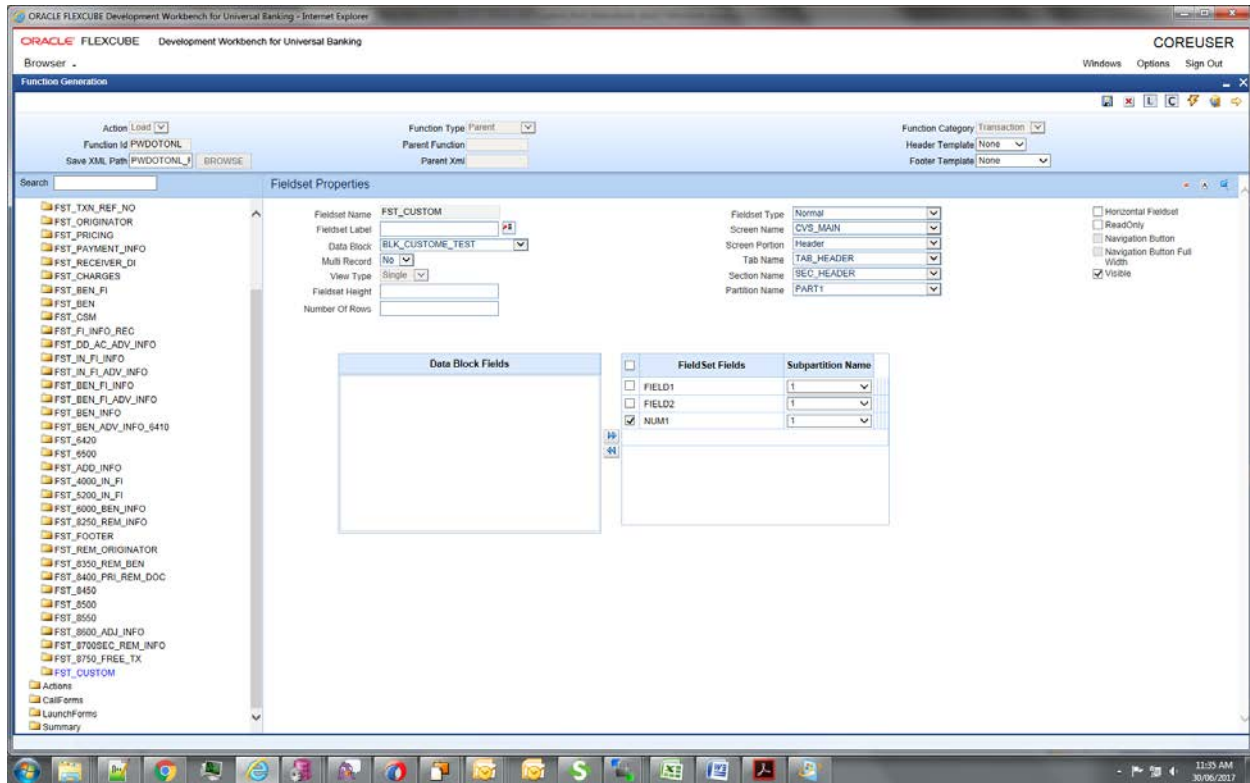
Points to note:

1. Here Num1 is used only for mapping with parent table. It must be part of Data Block and a fieldset (although it could be made invisible, but it has to be present in one of the fieldsets).
2. Relationship given:
PWTBS_BRANCH_OUT_TXN.TXN_REF_NO=CUSTOM_TEST.NUM1

Added new Data Block- CUSTOM_TEST and then added three fields to it- Field1, Field2 and Num1 (PK field, and to be used for entity/table mapping). Make sure the PK is mentioned in Block PK fields.
 Field1 and Field2 are visible, Num1 is made invisible.

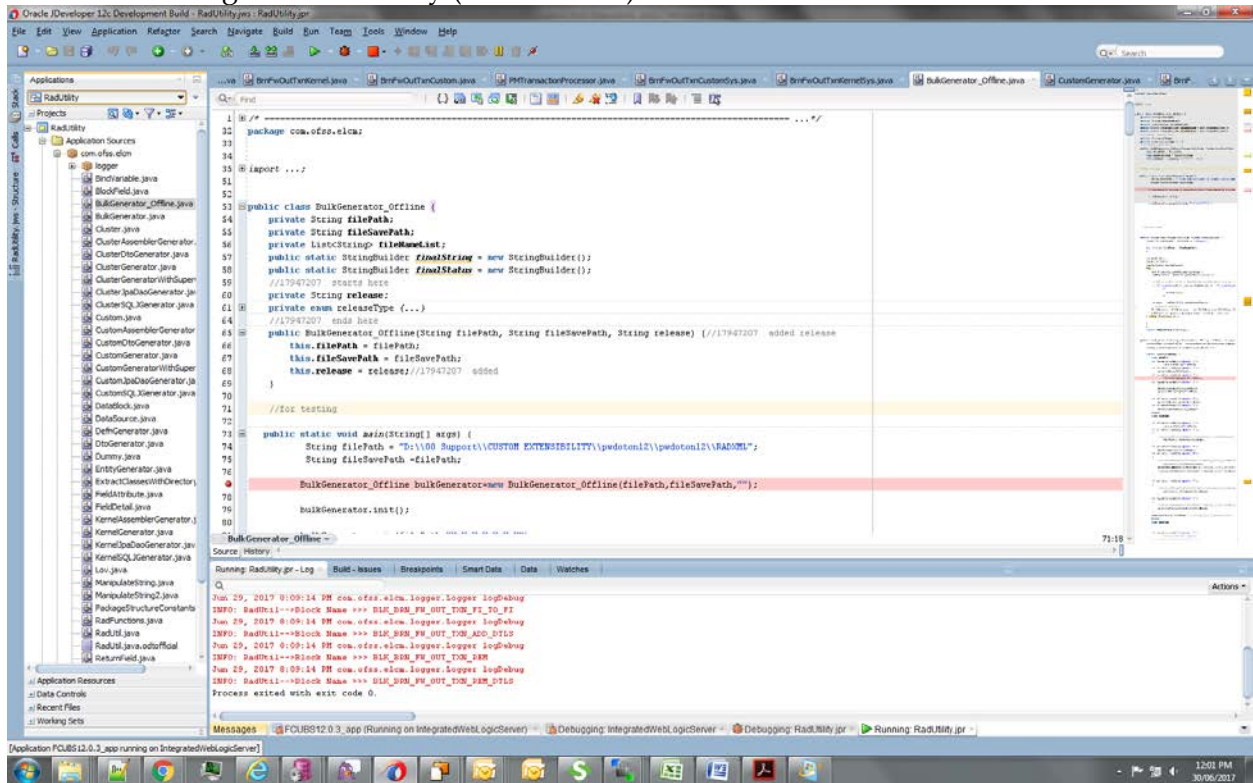


Created a new Field set FST_CUSTOM and added all the three fields to it. Added it in the Header section.



Generated files:

1. Using the RAD utility (local sources)



2. Using RADTOOL:

a. Step 1: Check Java functions in preferences

The screenshot displays the Oracle FLEXCUBE Development Workbench for Universal Banking. The main window is titled "Function Generation" and shows the "Preferences" tab. The "Function Id" is set to "PWSOTONL". The "Function Type" is "Parent". The "Function Category" is "Transaction". The "Header Template" and "Footer Template" are both set to "None".

The "Preferences" section includes the following options:

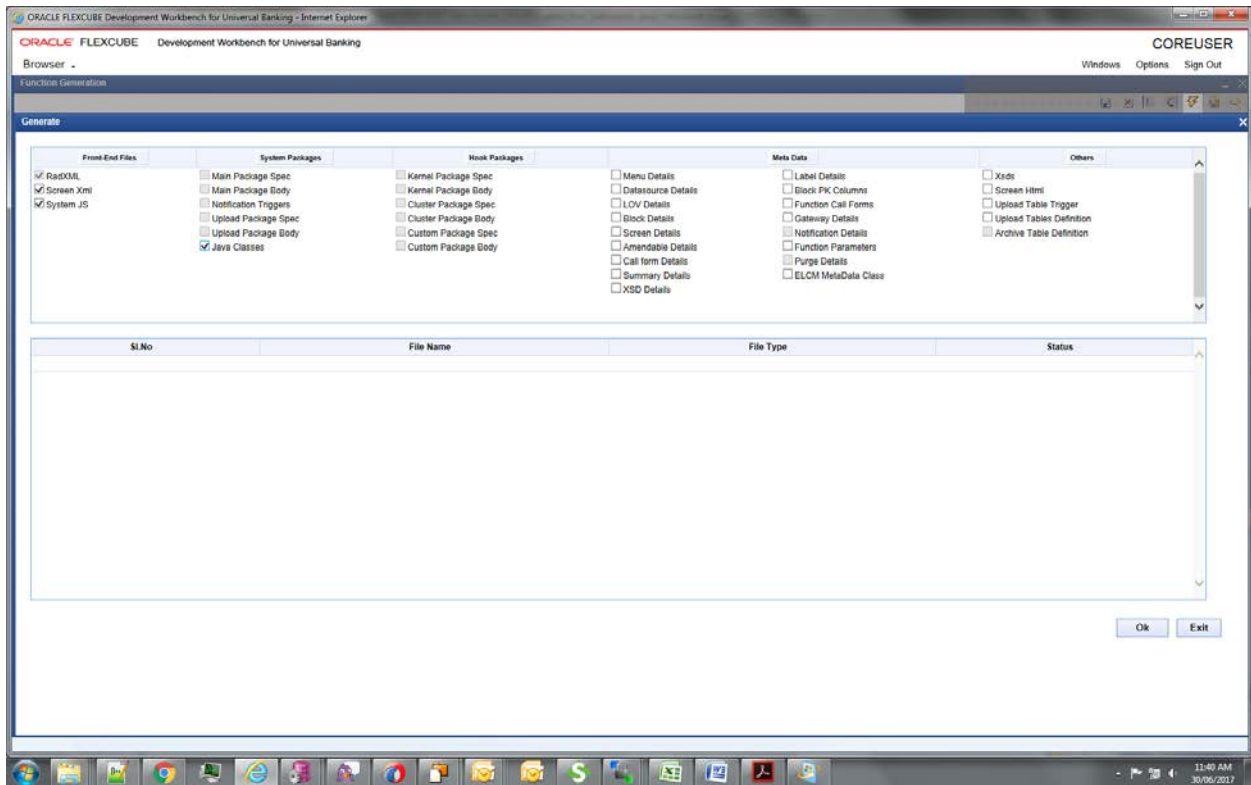
- Head Office Function
- Logging Required
- Auto Authorization
- Module Auto Authorization
- Tank Modifications
- Field Log Required
- Multi Branch Access
- Excel Export Required
- Java Functions

The "Module" is set to "PM". The "Module Description" is "Flexcube Payments".

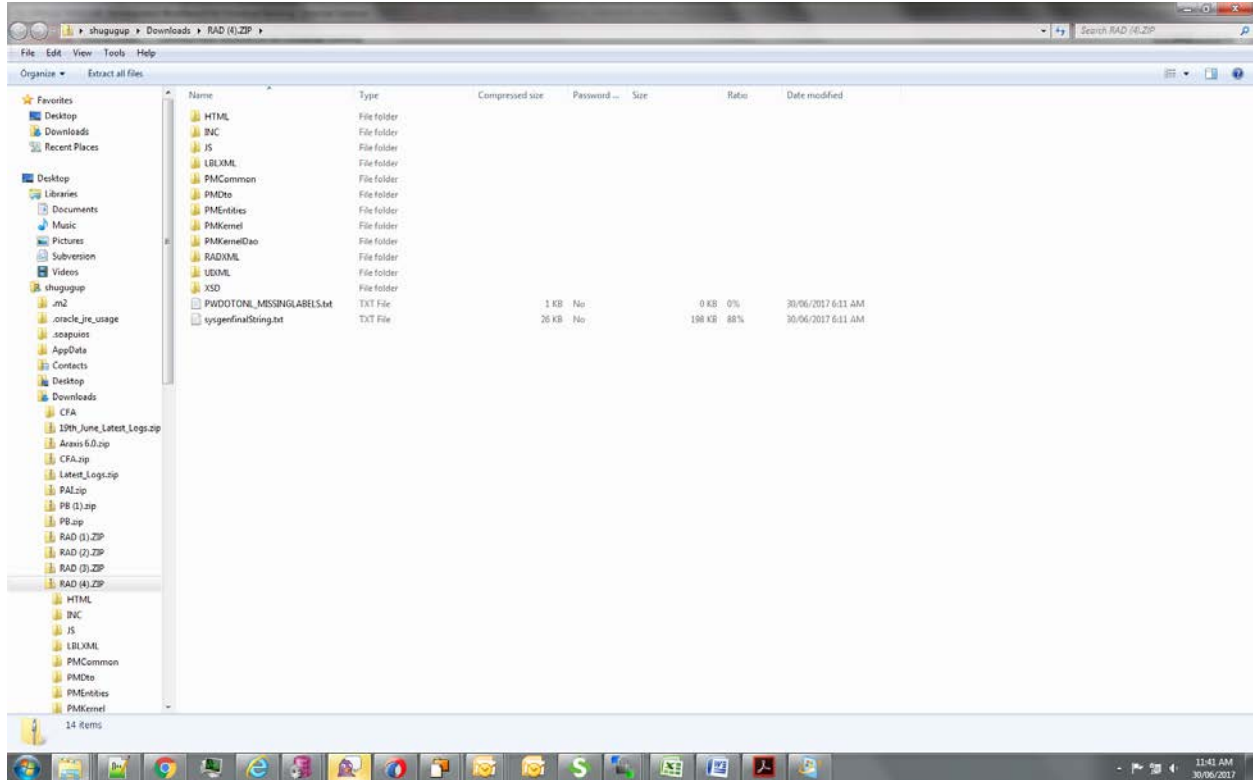
The "Parameter Value Mappings" section shows a table with the following data:

Function Id	Module	Module Description
<input type="checkbox"/> PWSOTONL	PM	Flexcube Payments
<input checked="" type="checkbox"/> PWSOTONL	PM	Flexcube Payments

b. Step 2: While generating, check Java Classes.



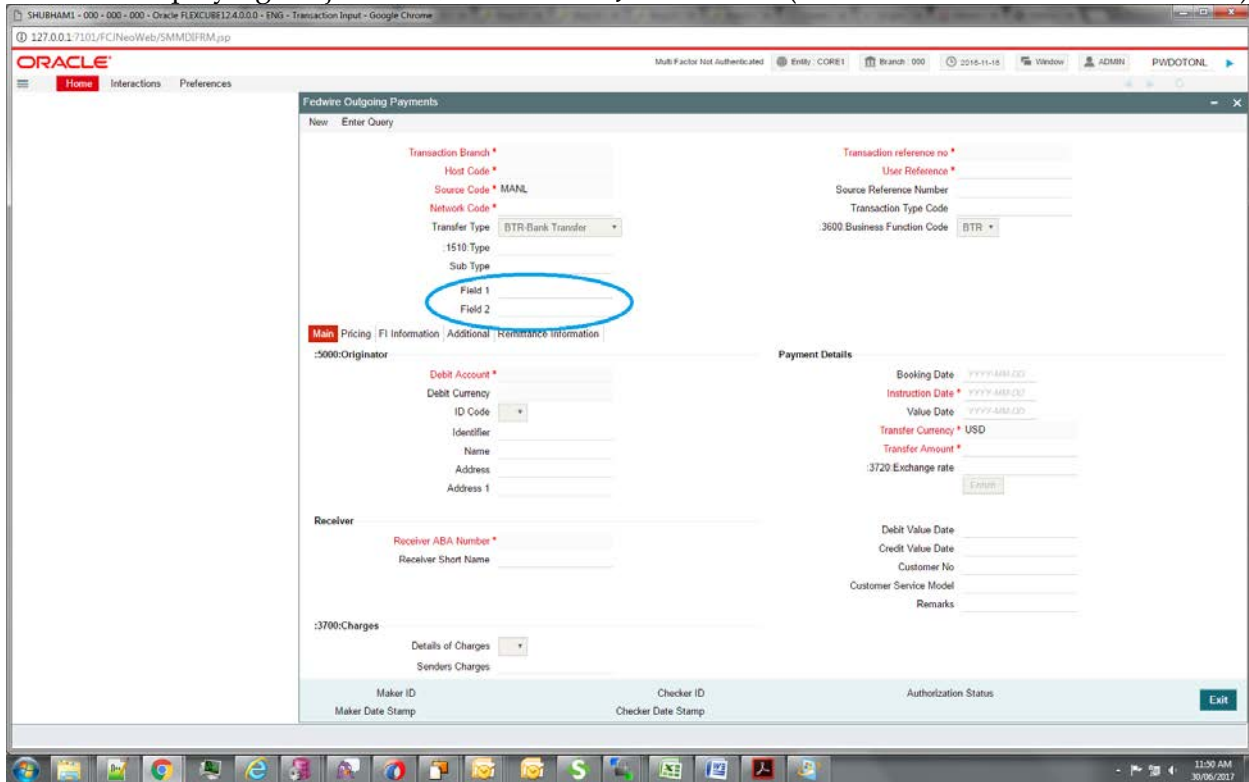
Generated folders



Points to Note:

1. The generated artifacts need to be added to the project.
2. Common Files and Entity files will replace existing kernel files. Others will be of different names, e.g., BrnFwOutTxnCustomSys.java (instead of BrnFwOutTxnSys.java as in case of Kernel files).
3. These files extend kernel files, and hence all kernel functionality would be retained and additional code can be added in these Custom files as need be.
4. Please note that any additional business logic/validations can be added in <MasterBlockName>Custom.java file (for example, in this case, BrnFwOutTxnCustom.java).

After deploying the java files, UIXML and JS the screen (Blue Circled are the Custom fields)



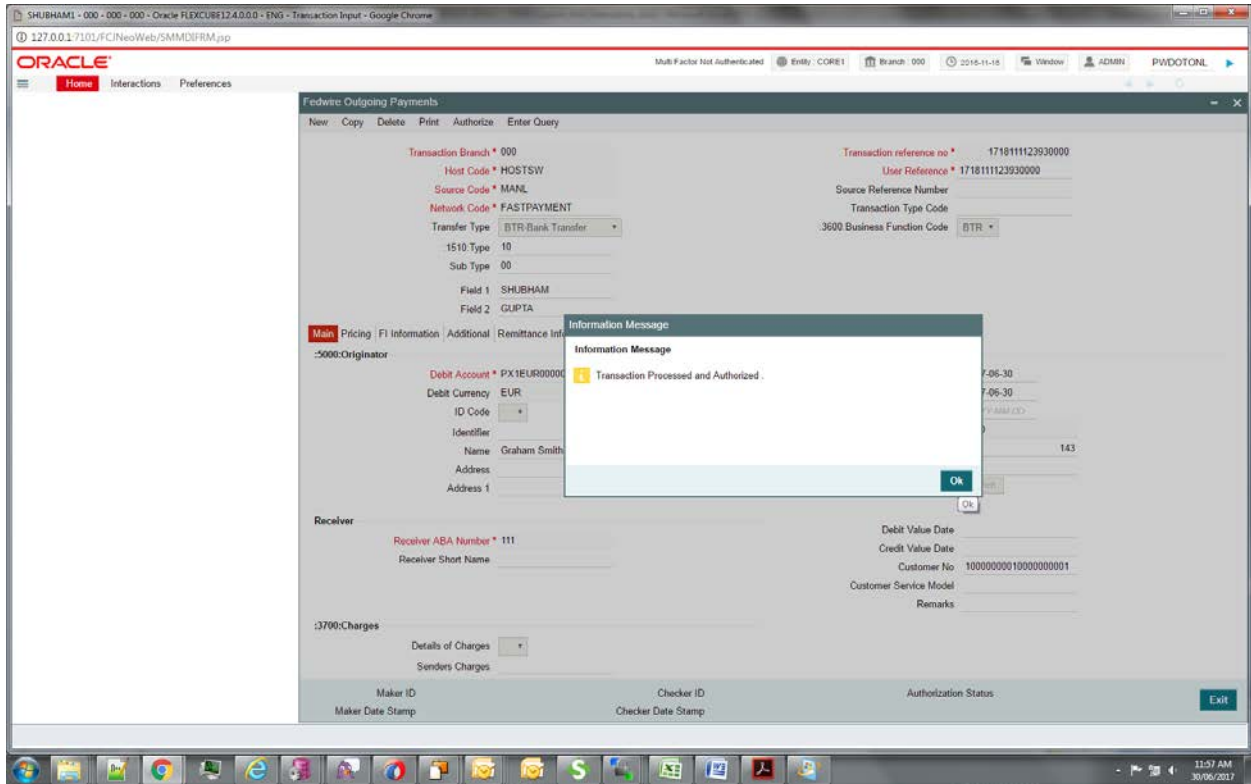
Creating a new record:

The screenshot displays the Oracle Banking Payments Custom RAD Extensibility Transaction Screens for creating a new record. The interface is titled "Fedwire Outgoing Payments" and includes a "Save" button at the top left. The form is organized into several sections:

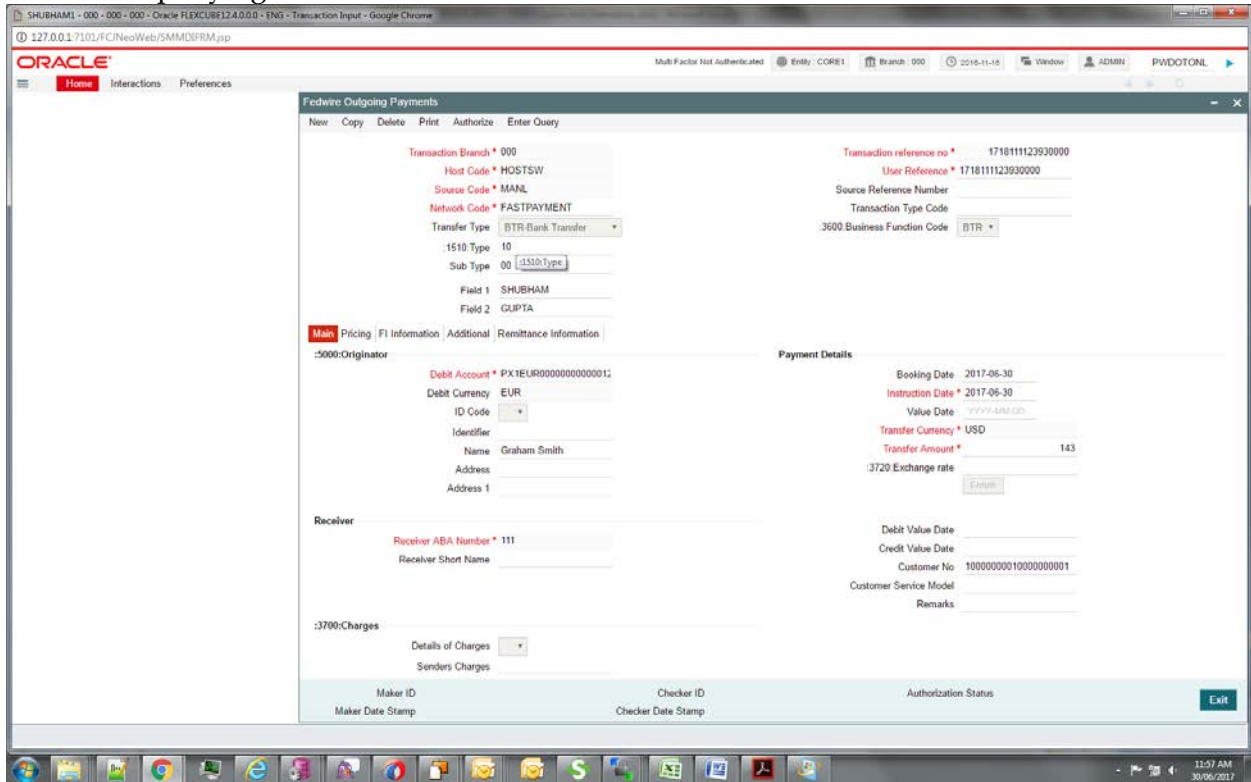
- Transaction Information:**
 - Transaction Branch: 000
 - Host Code: HOSTSW
 - Source Code: MANL
 - Network Code: FASTPAYMENT
 - Transfer Type: BTR-Bank Transfer
 - 1510 Type: 10
 - Sub Type: 00
 - Field 1: SHUBHAM
 - Field 2: GUPTA
- Reference Information:**
 - Transaction reference no: 171811123930000
 - User Reference: 171811123930000
 - Source Reference Number: (empty)
 - Transaction Type Code: (empty)
 - :3600 Business Function Code: BTR
- Originator Information:**
 - :5000-Originator: (empty)
 - Debit Account: PX1EUR00000000000012
 - Debit Currency: EUR
 - ID Code: (empty)
 - Identifier: (empty)
 - Name: Graham Smith
 - Address: (empty)
 - Address 1: (empty)
- Receiver Information:**
 - Receiver: (empty)
 - Receiver ABA Number: 111
 - Receiver Short Name: (empty)
- Payment Details:**
 - Booking Date: 2017-06-30
 - Instruction Date: 2017-06-30
 - Value Date: YYYY-MM-DD
 - Transfer Currency: USD
 - Transfer Amount: 143
 - :3720 Exchange rate: (empty)
 - Debit Value Date: (empty)
 - Credit Value Date: (empty)
 - Customer No: 10000000010000000001
 - Customer Service Model: (empty)
 - Remarks: (empty)
- Charges:**
 - :3700-Charges: (empty)
 - Details of Charges: (empty)
 - Senders Charges: (empty)
- Footer:**
 - Maker ID: (empty)
 - Maker Date Stamp: (empty)
 - Checker ID: (empty)
 - Checker Date Stamp: (empty)
 - Authorization Status: (empty)
 - Buttons: Enrich, Cancel

The Oracle logo is visible at the top left of the browser window. The browser address bar shows "127.0.0.1:7101/FC/NeoWeb/SMMDFRM.jsp". The system status bar at the bottom right indicates the time as 11:58 AM on 30/06/2017.

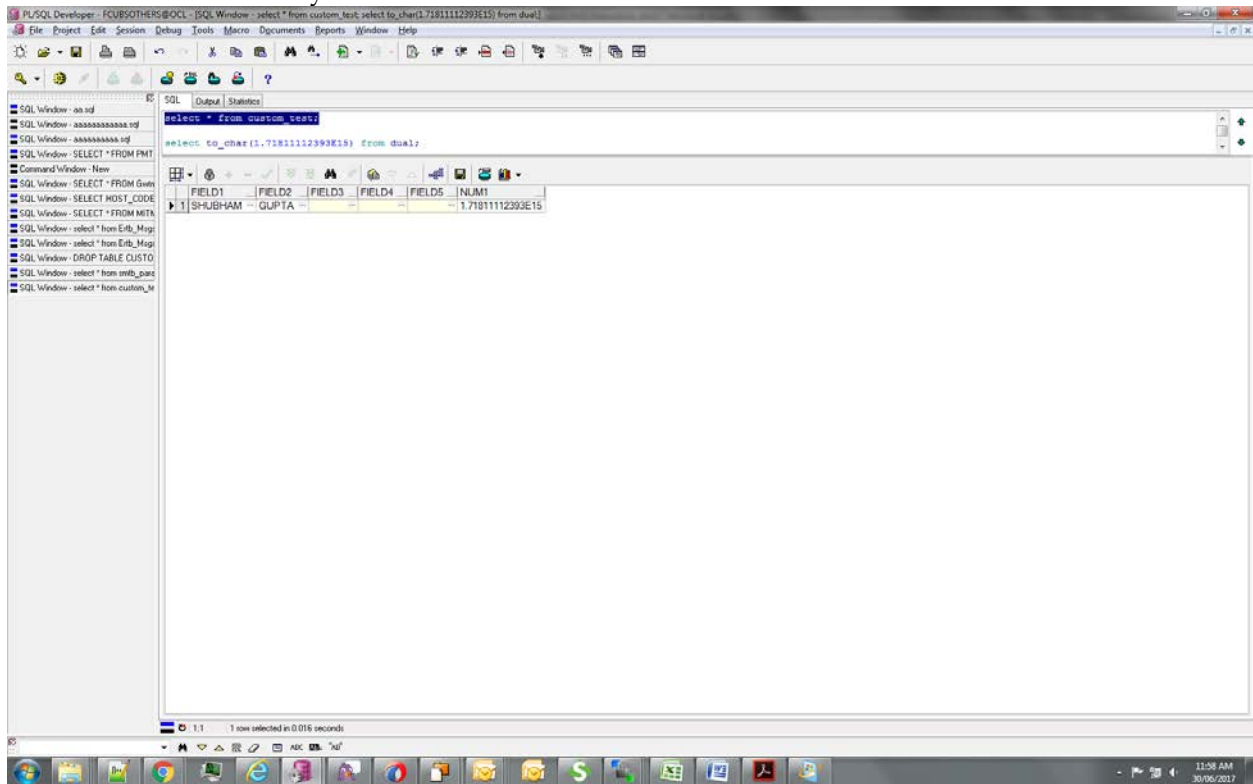
Record saved



While querying the record



Backend table Entry





Oracle Banking Payments Cloud Service

Custom RAD Extensibility Transaction Screens
[June 2024]
Version 14.7.4.0.0

Oracle Financial Services Software Limited
Oracle Park
Off Western Express Highway
Goregaon (East)
Mumbai, Maharashtra 400 063
India

Worldwide Inquiries:
Phone: +91 22 6718 3000
Fax: +91 22 6718 3001
www.oracle.com/financialservices/

Copyright © 2017, 2024 Oracle and/or its affiliates. All rights reserved.

Oracle and Java are registered trademarks of Oracle and/or its affiliates. Other names may be trademarks of their respective owners.

U.S. GOVERNMENT END USERS: Oracle programs, including any operating system, integrated software, any programs installed on the hardware, and/or documentation, delivered to U.S. Government end users are "commercial computer software" pursuant to the applicable Federal Acquisition Regulation and agency-specific supplemental regulations. As such, use, duplication, disclosure, modification, and adaptation of the programs, including any operating system, integrated software, any programs installed on the hardware, and/or documentation, shall be subject to license terms and license restrictions applicable to the programs. No other rights are granted to the U.S. Government.

This software or hardware is developed for general use in a variety of information management applications. It is not developed or intended for use in any inherently dangerous applications, including applications that may create a risk of personal injury. If you use this software or hardware in dangerous applications, then you shall be responsible to take all appropriate failsafe, backup, redundancy, and other measures to ensure its safe use. Oracle Corporation and its affiliates disclaim any liability for any damages caused by use of this software or hardware in dangerous applications.

This software and related documentation are provided under a license agreement containing restrictions on use and disclosure and are protected by intellectual property laws. Except as expressly permitted in your license agreement or allowed by law, you may not use, copy, reproduce, translate, broadcast, modify, license, transmit, distribute, exhibit, perform, publish or display any part, in any form, or by any means. Reverse engineering, disassembly, or decompilation of this software, unless required by law for interoperability, is prohibited.

The information contained herein is subject to change without notice and is not warranted to be error-free. If you find any errors, please report them to us in writing.

This software or hardware and documentation may provide access to or information on content, products and services from third parties. Oracle Corporation and its affiliates are not responsible for and expressly disclaim all warranties of any kind with respect to third-party content, products, and services. Oracle Corporation and its affiliates will not be responsible for any loss, costs, or damages incurred due to your access to or use of third-party content, products, or services.